



Outeniqua Lab (Pty) Ltd.

Materials Testing Laboratory

Registration No. 95/07742/07

6 Mirrorball Street, George : PO Box 3186, George Industria, 6536

Tel: 044 8743274 : Fax: 044 8745779 : e-mail: llewelyn@outeniqualab.co.za

R-GRAD-1-5

May 10

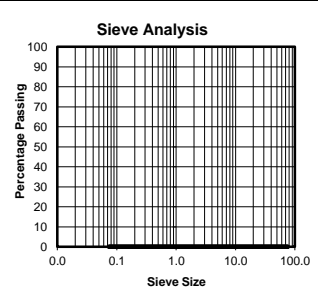
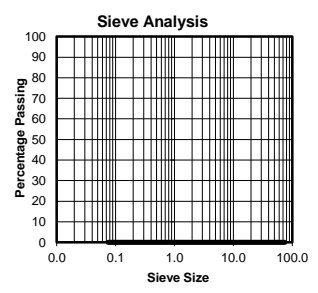
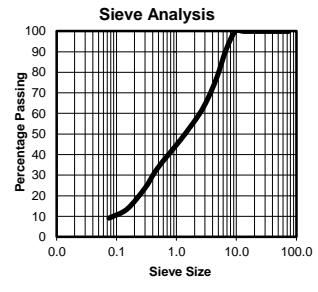


T0347

Customer :	Robberg Quarry	Project :	Yard
	Po Box 3021	Date Received :	04/02/13
	Plettenberg Bay	Date Reported :	22/02/13
	6600	Req. Number :	0200/13
Attention :	R Julian	No. of Pages :	1

TEST REPORT SIEVE ANALYSIS - (TMH 1 Methods A & B)

SIEVE ANALYSIS				50017			
Sample Position	Stockpile	Project Spec.	Opinion				
Depth	N/A						
Sample Number	50017						
Materials Description	Source	Robberg Quarry - Subbase Plant					
	Colour	Light Brown					
	Soil Type	Crushed Quartzitic Sandstone					
	Classification	-10mm Crusher Dust					
Sieve Size (mm)							
Percentage Passing	75.0						
	53.0						
	37.5						
	26.5						
	19.0						
	13.2						
	9.5	100	100 - 100	*			
	6.7	91	86 - 100	✓			
	4.75	78	70 - 95	✓			
	3.35						
	2.36	59	50 - 78	✓			
	1.18	47	38 - 62	✓			
	0.600	37	25 - 48	✓			
0.425							
0.300	24	18 - 34	✓				
0.150	14	9 - 22	✓				
0.075	9.1	4 - 15	✓				
Fineness Modulus	3.4						



MATERIAL PROPERTIES							
ACV (%)							
10% FACT Dry (kN)							
10% FACT Wet (kN)							
10% FACT Relationship (%)							
Flakiness Index (%)							
ALD (mm)							
Relative Density (kg/m ³)							
Water Absorption							
Organic Impurities							
Soluble Deleterious (%)							
Plasticity Index (%)							
Compactability Factor #							
Moisture Content (%)							
LBD (kg/m ³)							
CBD (kg/m ³)							

- # Non Accredited tests.
- Specimens sampled by Outeniqua Lab according to sampling Plan TMH 5 Methods MB1 & MC1
 - Specimens sampled by : M Sangwe
 - The weather conditions are such that there is no detrimental effect on the sample taken.

L Heathcote (Director)
For Outeniqua Lab (Pty) Ltd
Technical Signatory

1. Opinions and interpretations expressed herein are outside the scope of SANAS accreditation.
 2. The opinion column is an interpretation of the direct comparison between the quoted specification and the single test sample results obtained. The compliant (✓), non compliant (×) and uncertain (*) opinion indicators are based on an approximate 95% level of confidence with reference to SAMM GUIDANCE 1, Issue 2 : 20 June 2007 Section 2.
 3. The uncertain (*) indicates that the test result is either equal to or is above / below the specified limit by a margin less than the measurement uncertainty; it is therefore not possible to state compliant (✓) or non compliant (×) based on a 95% level of confidence with reference to SAMM GUIDANCE 1, Issue 2 : 20 June 2007 Section 2.
 4. This report (with attachments) is the correct record of all measurements made, and may not be reproduced other than with full written approval from the Technical Director of Outeniqua Lab (Pty) Ltd.
 5. Measuring Equipment, traceable to National Standards is used where applicable. Results reported in this Test Report relate only to the items tested and are an indication only of the sample provided and/or taken.
 6. While every care is taken to ensure the correctness of all tests and reports, neither Outeniqua Lab nor its employees shall be liable in any way whatever for any error made in the execution or reporting of tests or any erroneous conclusions drawn therefrom or for any consequence thereof.